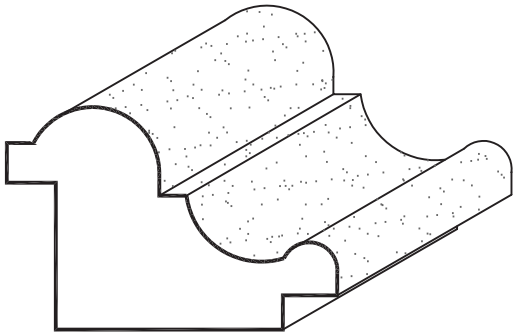
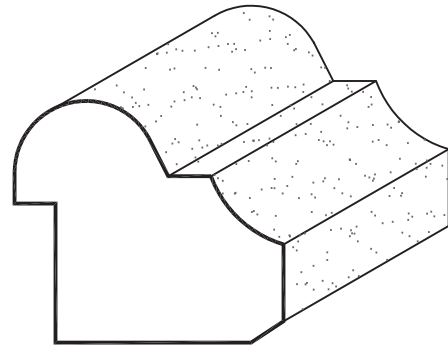


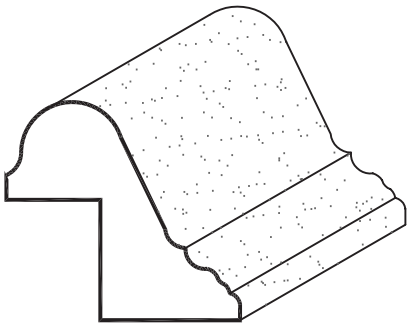
Raised Panel Moulding



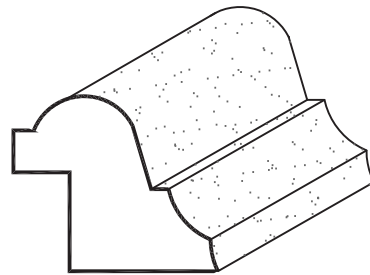
GH 600
($1 \frac{1}{8}$ " X $1 \frac{5}{8}$ ")



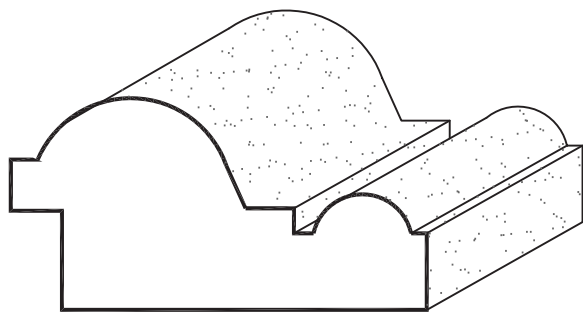
GH 601
($1 \frac{3}{4}$ " X $1 \frac{3}{8}$ ")



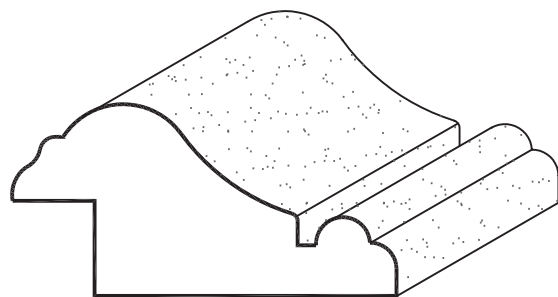
GH 602
($1 \frac{1}{8}$ " X $1 \frac{1}{2}$ ")



GH 603
($\frac{7}{8}$ " X 1")

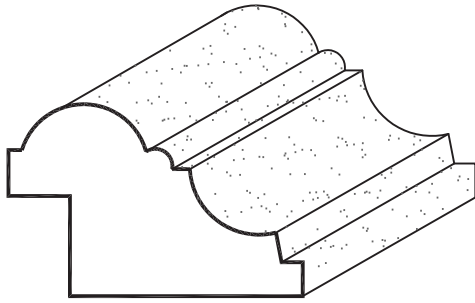


GH 604
($1 \frac{1}{16}$ " X 2")

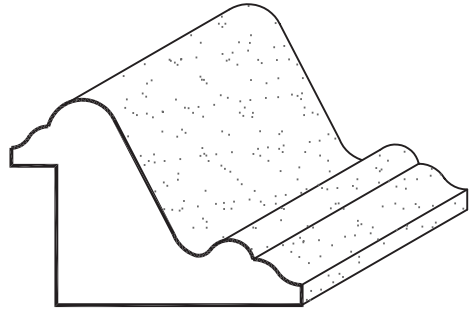


GH 605
(1" X 2")

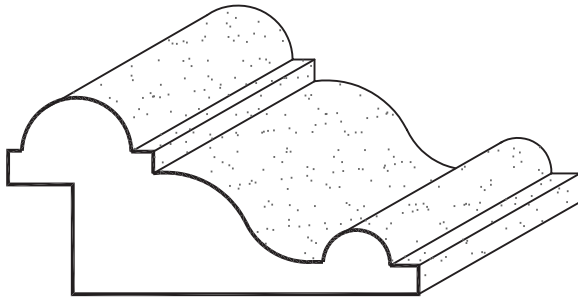
Raised Panel Moulding



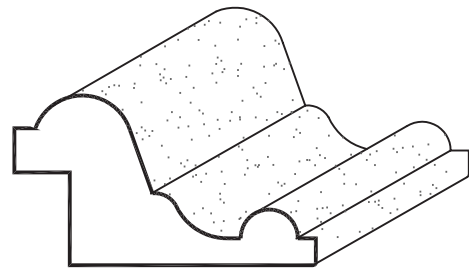
GH 606
(1" X 1 1/2")



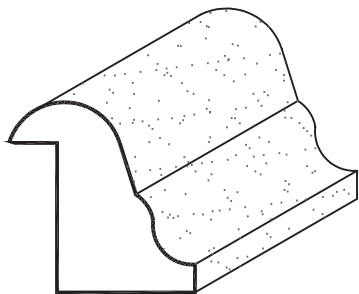
GH 607
(1" X 1 3/8")



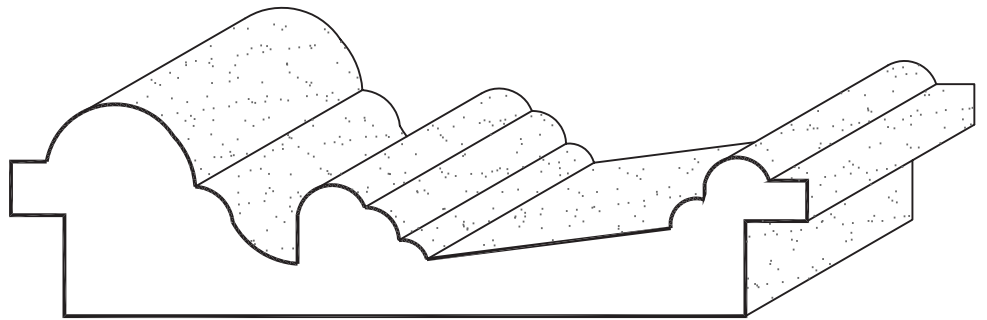
GH 608
(1" X 2 1/16")



GH 609
(7/8" X 1 1/2")

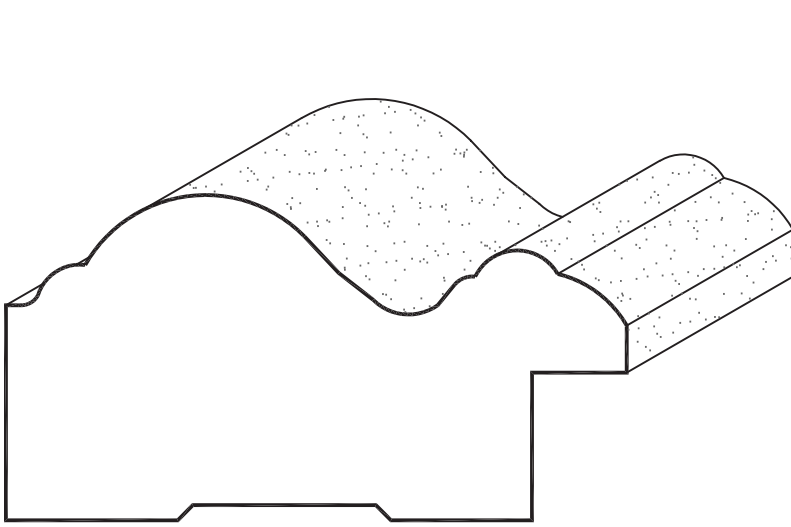


GH 610
(7/8" X 1")

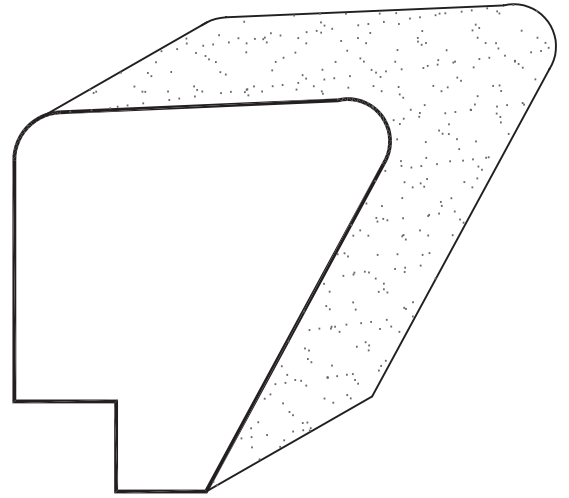


GH 611
(1 1/16" X 4 1/4")

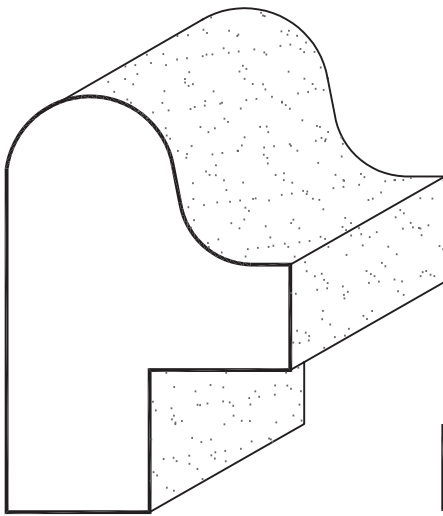
Raised Panel Moulding



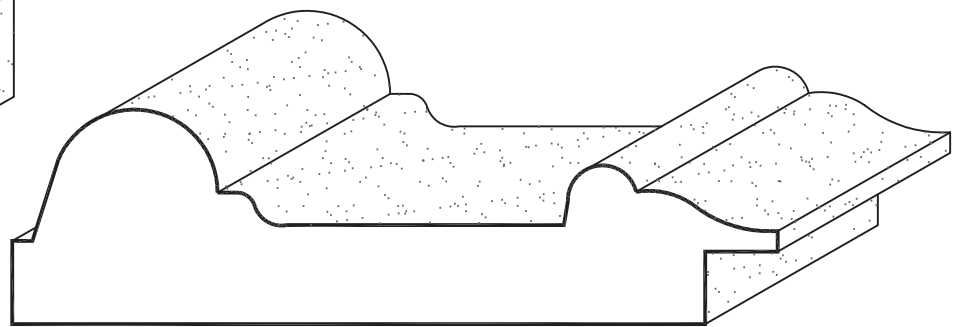
GH 612
(1 $\frac{3}{4}$ " X 3 $\frac{1}{4}$ ")



GH 613
(2" X 2")

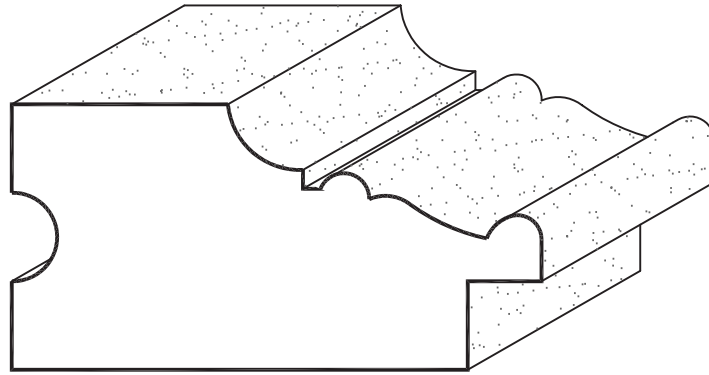


GH 614
(1 $\frac{1}{2}$ " X 2 $\frac{3}{16}$ ")

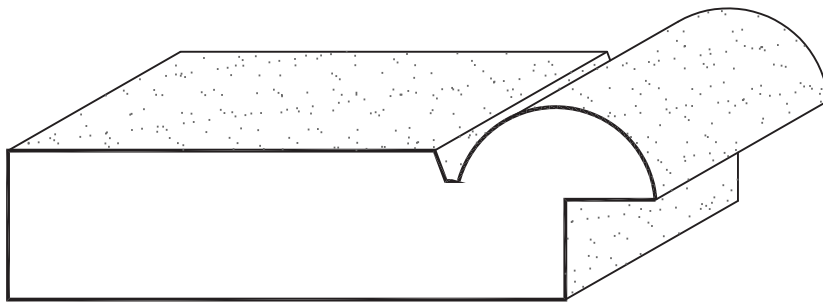


GH 615
(1 $\frac{1}{8}$ " X 4")

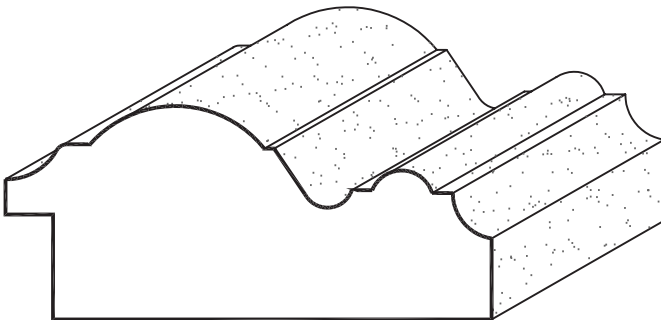
Raised Panel Moulding



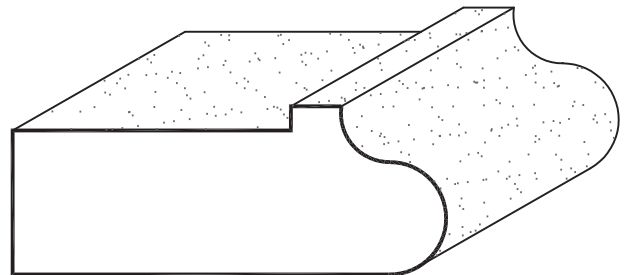
GH 616
(1 $\frac{3}{8}$ " X 2 $\frac{3}{4}$ ")



GH 617
(1" X 3 $\frac{3}{8}$ ")

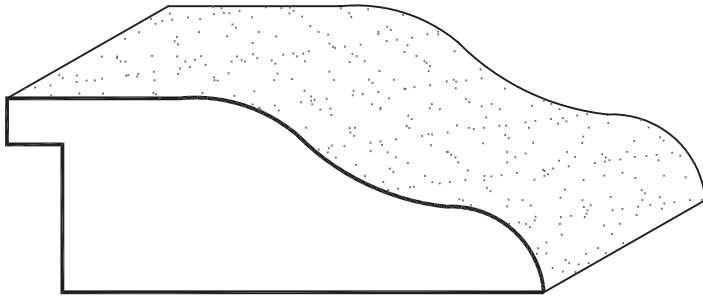


GH 618
(1 $\frac{1}{16}$ " X 2 $\frac{1}{2}$ ")

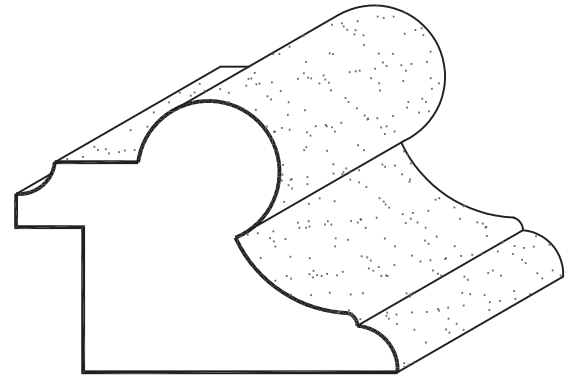


GH 619
($\frac{7}{8}$ " X 2 $\frac{1}{4}$ ")

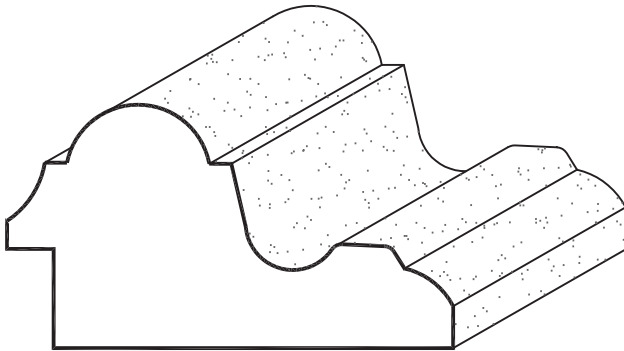
Raised Panel Moulding



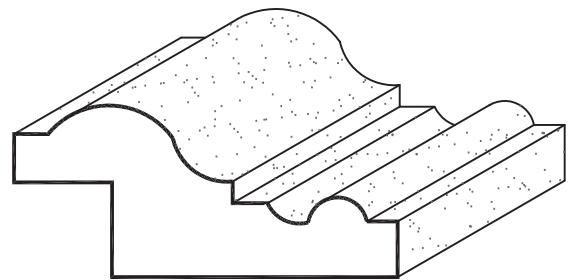
GH 620
(1" X 2 $\frac{3}{4}$ ")



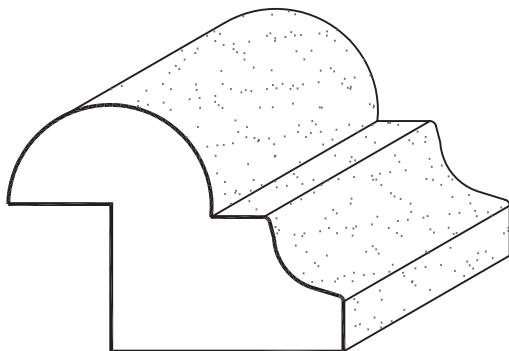
GH 621
(1 $\frac{3}{8}$ " X 2")



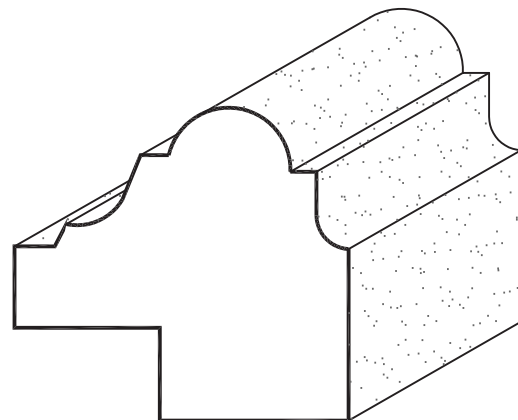
GH 622
(1 $\frac{1}{4}$ " X 2 $\frac{5}{16}$ ")



GH 623
($\frac{7}{8}$ " X 2")

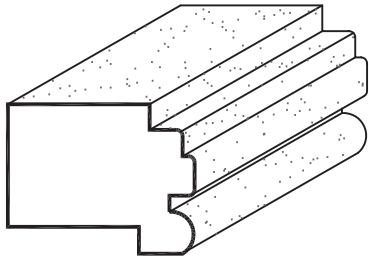


GH 624
(1 $\frac{1}{4}$ " X 1 $\frac{3}{4}$ ")

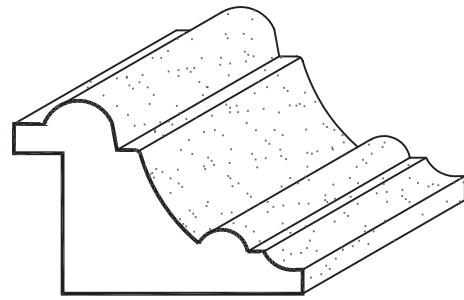


GH 625
(1 $\frac{5}{8}$ " X 1 $\frac{3}{4}$ ")

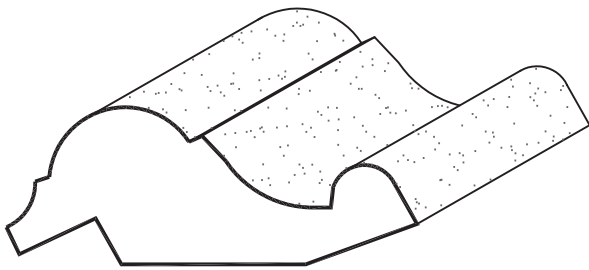
Raised Panel Moulding




GH 626
($\frac{3}{4}$ " X 1")



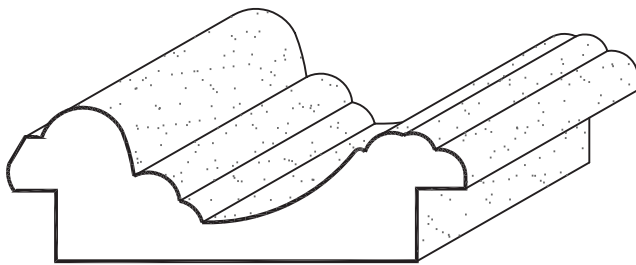
GH 627
(1" X 1 $\frac{1}{2}$ ")



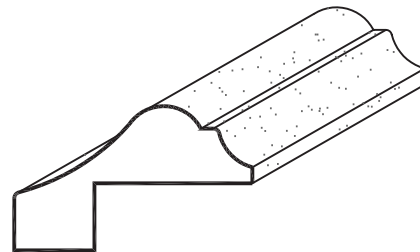
GH 628
($\frac{13}{16}$ " X 2 $\frac{1}{8}$ ")



GH 629
($\frac{7}{8}$ " X 2 $\frac{3}{4}$ ")

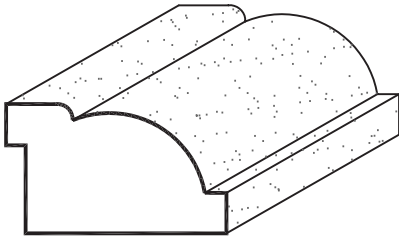


GH 630
($\frac{13}{16}$ " X 2 $\frac{3}{8}$ ")

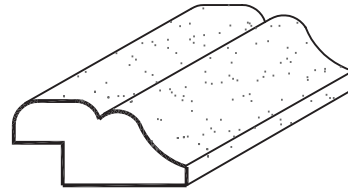


GH 631
($\frac{3}{4}$ " X 1 $\frac{1}{4}$ ")

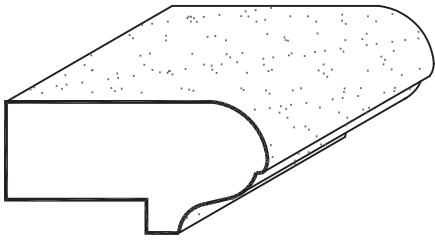
Raised Panel Moulding



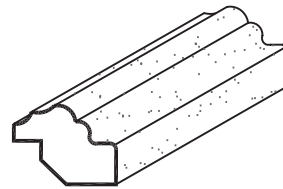
GH 632
($\frac{5}{8}$ " X $1 \frac{1}{8}$ ")



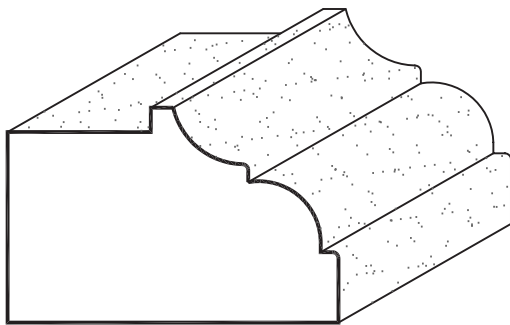
GH 633
($\frac{7}{16}$ " X $\frac{7}{8}$ ")



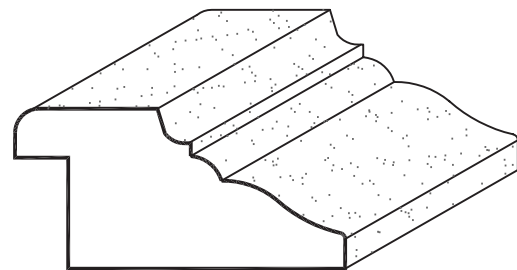
GH 634
($\frac{21}{32}$ " X $1 \frac{3}{8}$ ")



GH 635
($\frac{3}{8}$ " X $\frac{17}{32}$ ")

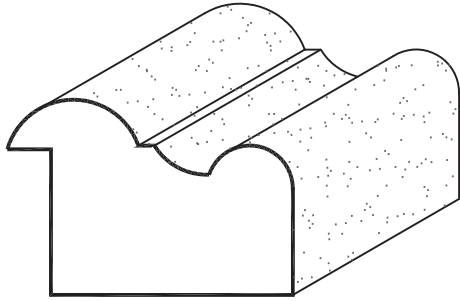


GH 636
($1 \frac{1}{8}$ " X $1 \frac{3}{4}$ ")

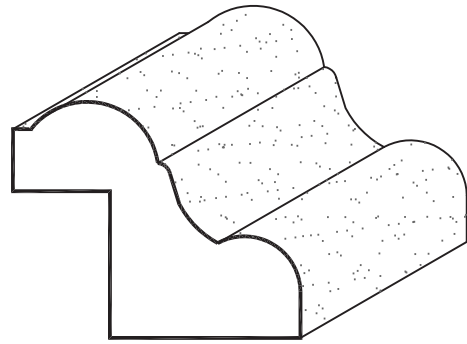


GH 637
($\frac{13}{16}$ " X $1 \frac{3}{4}$ ")

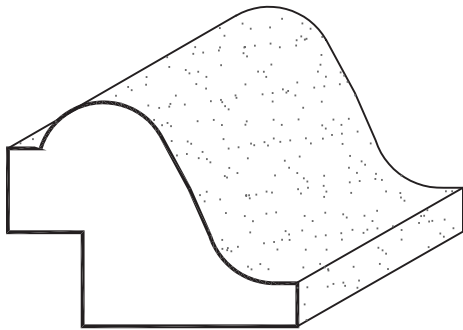
Raised Panel Moulding



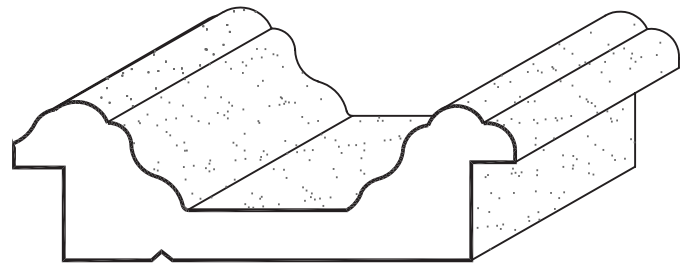
GH 638
(1" X 1 1/2")



GH 639
(1 3/16" X 1 1/2")



GH 640
(1 1/8" X 1 1/2")



GH 641
(13/16" X 2 5/8")